

RAPORT

DANE OGÓLNE

Nazwa raportu

Nissan Leaf 2018 WE480VJ

Data odczytu

2023-05-02 16:53:43

Data edycji

2023-05-02 17:14:33

Numer seryjny

28810 Professional

Jednostka miary

µm

DANE POJAZDU

| | |
|-------------------------|--------------------------|
| Typ | HATCHBACK 5D |
| Marka | Nissan |
| Model | Leaf |
| Pojemność silnika [ccm] | - |
| Moc [kW] | 110 |
| VIN | SJNFAAZE1U0045477 |
| Rodzaj paliwa | Elektryczny |
| Rok produkcji | 2018 |

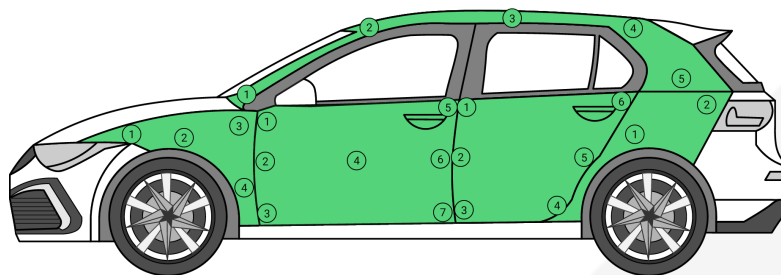
KOMENTARZ

Wszystkie elementy mają fabryczną grubość lakieru. Żaden element nie nosi śladów napraw blacharsko-lakierniczych.

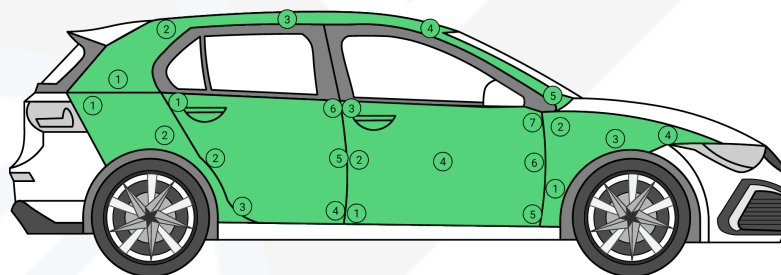
POMIARY

"-" oznacza pominięcie pomiaru, "∞" oznacza pomiar spoza zakresu

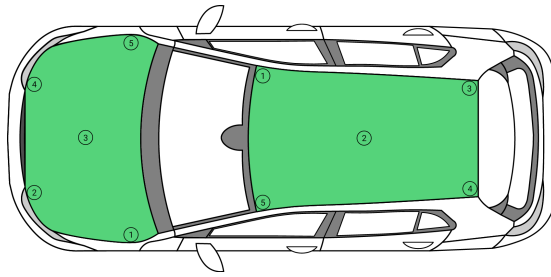
SAPL: Interpretacja ogólna, Nadwozie



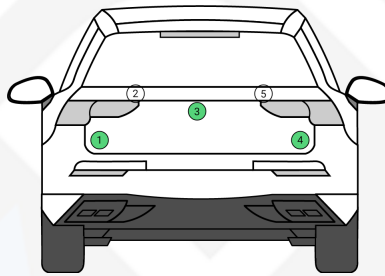
| LEWA STRONA | | | | | | | | | | | | | | | | | | |
|----------------------|---------|---------|----------|---------|----|----|----|----|----|----|----|----|----|-----|-----|-----|-----|-----|
| | Podłoże | Minimum | Maksimum | Średnia | 1. | 2. | 3. | 4. | 5. | 6. | 7. | 8. | 9. | 10. | 11. | 12. | 13. | 14. |
| Lewy przedni błotnik | Fe | 79 | 94 | 87 | 91 | 79 | 85 | 94 | - | - | - | - | - | - | - | - | - | - |
| Lewe przednie drzwi | Fe | 70 | 86 | 80 | 82 | 78 | 83 | 70 | 86 | 81 | 79 | - | - | - | - | - | - | - |
| Lewe tylne drzwi | Fe | 70 | 90 | 81 | 88 | 85 | 90 | 70 | 75 | 75 | - | - | - | - | - | - | - | - |
| Lewy słupek | Fe | 73 | 99 | 86 | 73 | 85 | 83 | 88 | 99 | - | - | - | - | - | - | - | - | - |
| Lewy tylny błotnik | Fe | 82 | 99 | 91 | 99 | 82 | - | - | - | - | - | - | - | - | - | - | - | - |



| PRAWA STRONA | | | | | | | | | | | | | | | | | | |
|-----------------------|---------|---------|----------|---------|----|----|----|----|----|----|----|----|----|-----|-----|-----|-----|-----|
| | Podłoże | Minimum | Maksimum | Średnia | 1. | 2. | 3. | 4. | 5. | 6. | 7. | 8. | 9. | 10. | 11. | 12. | 13. | 14. |
| Prawy przedni błotnik | Fe | 78 | 92 | 87 | 90 | 88 | 78 | 92 | - | - | - | - | - | - | - | - | - | - |
| Prawe przednie drzwi | Fe | 73 | 84 | 79 | 76 | 84 | 81 | 73 | 78 | 80 | 78 | - | - | - | - | - | - | - |
| Prawe tylne drzwi | Fe | 70 | 98 | 82 | 79 | 70 | 71 | 98 | 83 | 91 | - | - | - | - | - | - | - | - |
| Prawy słupek | Fe | 77 | 96 | 87 | 94 | 96 | 83 | 77 | 83 | - | - | - | - | - | - | - | - | - |
| Prawy tylny błotnik | Fe | 92 | 98 | 95 | 92 | 98 | - | - | - | - | - | - | - | - | - | - | - | - |



| GÓRA | | | | | | | | | | | | |
|-----------------|---------|---------|----------|---------|----|----|----|----|-----|-----|-----|--|
| | Podłoże | Minimum | Maksimum | Średnia | 1. | 3. | 5. | 7. | 9. | 11. | 13. | |
| | | | | | 2. | 4. | 6. | 8. | 10. | 12. | 14. | |
| Pokrywa silnika | Fe | 74 | 91 | 81 | 74 | 77 | 88 | - | - | - | - | |
| | | | | | 91 | 76 | - | - | - | - | - | |
| Dach | Fe | 79 | 91 | 84 | 81 | 91 | 79 | - | - | - | - | |
| | | | | | 80 | 90 | - | - | - | - | - | |

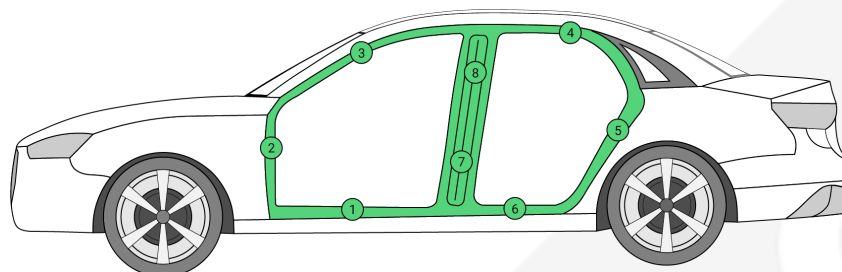


| TYŁ | | | | | | | | | | | | |
|-------------------|---------|---------|----------|---------|----|----|----|----|-----|-----|-----|--|
| | Podłoże | Minimum | Maksimum | Średnia | 1. | 3. | 5. | 7. | 9. | 11. | 13. | |
| | | | | | 2. | 4. | 6. | 8. | 10. | 12. | 14. | |
| Pokrywa bagażnika | Fe | - | 89 | 85 | 89 | 77 | - | - | - | - | - | |
| | | | | | - | 89 | - | - | - | - | - | |

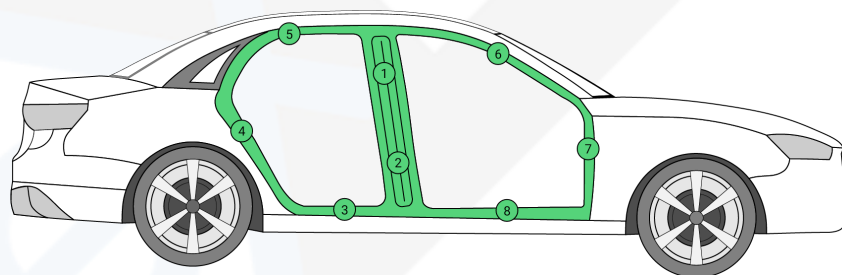
POMIARY

"-" oznacza pominięcie pomiaru, "∞" oznacza pomiar spoza zakresu

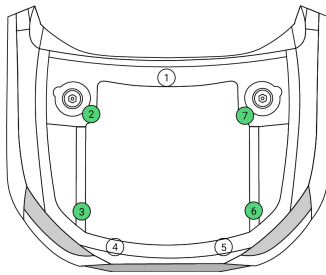
SAPL: Interpretacja ogólna, Wew. elementy nadwozia



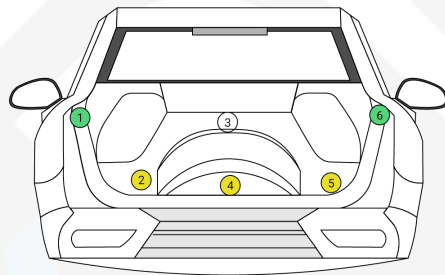
| LEWA STRONA | | | | | | | | | | | | |
|-------------|---------|---------|----------|---------|----|----|----|----|-----|-----|-----|--|
| | Podłoże | Minimum | Maksimum | Średnia | 1. | 3. | 5. | 7. | 9. | 11. | 13. | |
| | | | | | 2. | 4. | 6. | 8. | 10. | 12. | 14. | |
| Lewa strona | Fe | 46 | 77 | 56 | 52 | 47 | 58 | 46 | - | - | - | |
| | | | | | 47 | 59 | 59 | 77 | - | - | - | |



| PRAWA STRONA | | | | | | | | | | | | |
|--------------|---------|---------|----------|---------|----|----|----|----|-----|-----|-----|--|
| | Podłoże | Minimum | Maksimum | Średnia | 1. | 3. | 5. | 7. | 9. | 11. | 13. | |
| | | | | | 2. | 4. | 6. | 8. | 10. | 12. | 14. | |
| Prawa strona | Fe | 43 | 77 | 58 | 77 | 61 | 75 | 43 | - | - | - | |
| | | | | | 47 | 65 | 47 | 49 | - | - | - | |

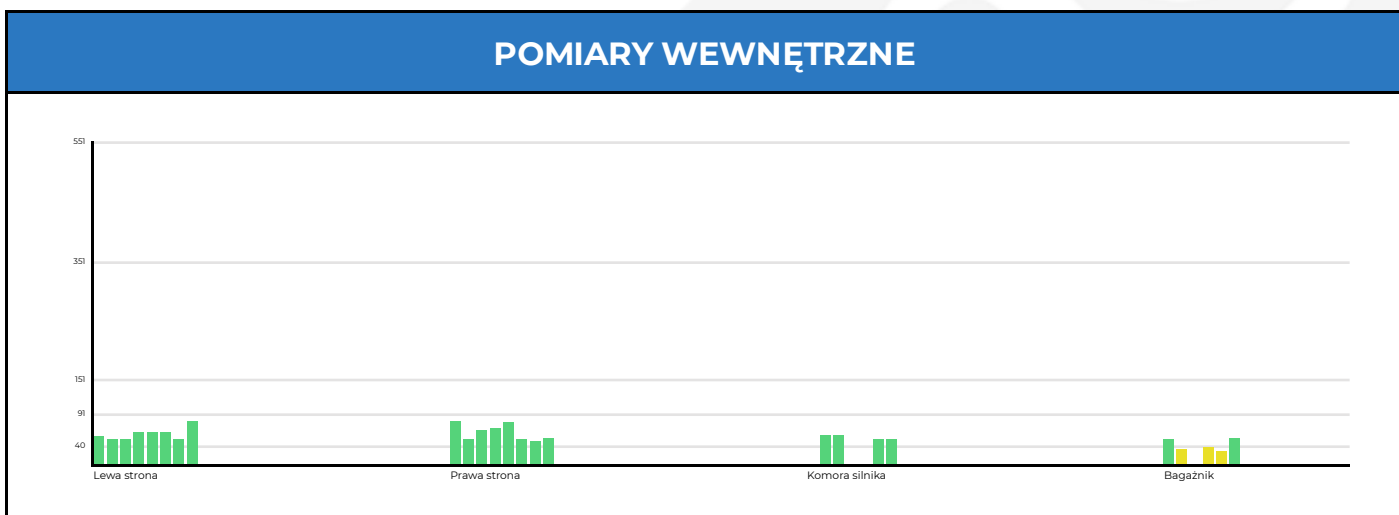
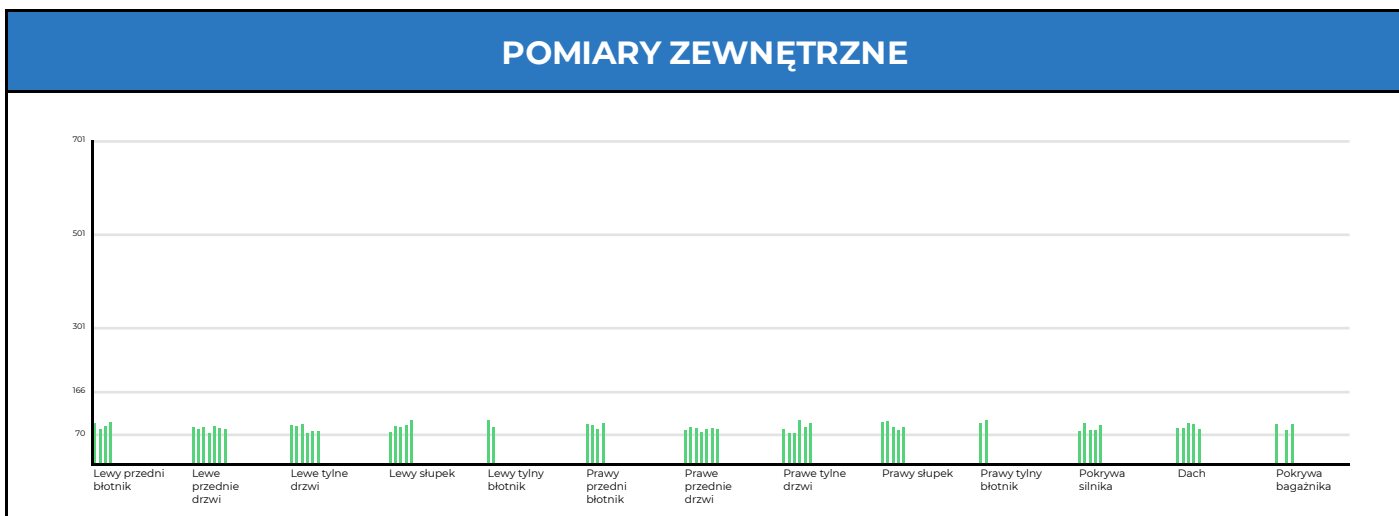


| KOMORA SILNIKA | | | | | | | | | | | | |
|----------------|---------|---------|----------|---------|----|----|----|----|-----|-----|-----|--|
| | Podłoże | Minimum | Maksimum | Średnia | 1. | 3. | 5. | 7. | 9. | 11. | 13. | |
| | | | | | 2. | 4. | 6. | 8. | 10. | 12. | 14. | |
| Komora silnika | - | - | 54 | 51 | - | 54 | - | 47 | - | - | - | |
| | | | | | 54 | - | 47 | - | - | - | - | |



| BAGAŻNIK | | | | | | | | | | | | |
|----------|---------|---------|----------|---------|----|----|----|----|-----|-----|-----|--|
| | Podłoże | Minimum | Maksimum | Średnia | 1. | 3. | 5. | 7. | 9. | 11. | 13. | |
| | | | | | 2. | 4. | 6. | 8. | 10. | 12. | 14. | |
| Bagażnik | Fe | - | 49 | 37 | 47 | - | 26 | - | - | - | - | |
| | | | | | 29 | 33 | 49 | - | - | - | - | |

WYKRESY



OPONY

| OPONY | | | | | |
|-------------|-----------|-------|-----------|---------|---------|
| | Producent | Sezon | Rozmiar | Pomiary | Pomiary |
| Lewy przód | - | - | 205/55/16 | -mm | -mm |
| Prawy przód | - | - | 205/55/16 | -mm | -mm |
| Lewy tył | - | - | 205/55/16 | -mm | -mm |
| Prawy tył | - | - | 205/55/16 | -mm | -mm |

SYMETRYCZNE POMIARY

| POMIARY ZEWNĘTRZNE | | | | | | | | | | | | | | |
|-----------------------|-----------|-----------|----------|-----------|----------|----------|----------|----------|---|---|---|---|---|---|
| Lewy przedni błotnik | 1. 91 | 2. 79 | 3. 85 | 4. 94 | - | - | - | - | - | - | - | - | - | - |
| Prawy przedni błotnik | 4. 92 | 3. 78 | 2. 88 | 1. 90 | - | - | - | - | - | - | - | - | - | - |
| Różnica | 1 | 1 | 3 | 4 | | | | | | | | | | |
| Lewe przednie drzwi | 1. 82 | 2. 78 | 3. 83 | 4. 70 | 5. 86 | 6. 81 | 7. 79 | - | - | - | - | - | - | - |
| Prawe przednie drzwi | 7. 78 | 6. 80 | 5. 78 | 4. 73 | 3. 81 | 2. 84 | 1. 76 | - | - | - | - | - | - | - |
| Różnica | 4 | 2 | 5 | 3 | 5 | 3 | 3 | | | | | | | |
| Lewe tylne drzwi | 1. 88 | 2. 85 | 3. 90 | 4. 70 | 5. 75 | 6. 75 | - | - | - | - | - | - | - | - |
| Prawe tylne drzwi | 6. 91 | 5. 83 | 4. 98 | 3. 71 | 2. 70 | 1. 79 | - | - | - | - | - | - | - | - |
| Różnica | 3 | 2 | 8 | 1 | 5 | 4 | | | | | | | | |
| Lewy słupek | 1. 73 | 2. 85 | 3. 83 | 4. 88 | 5. 99 | - | - | - | - | - | - | - | - | - |
| Prawy słupek | 5. 83 | 4. 77 | 3. 83 | 2. 96 | 1. 94 | - | - | - | - | - | - | - | - | - |
| Różnica | 10 | 8 | 0 | 8 | 5 | | | | | | | | | |
| Lewy tylny błotnik | 1. 99 | 2. 82 | - | - | - | - | - | - | - | - | - | - | - | - |
| Prawy tylny błotnik | 2. 98 | 1. 92 | - | - | - | - | - | - | - | - | - | - | - | - |
| Różnica | 1 | 10 | | | | | | | | | | | | |
| POMIARY WEWNĘTRZNE | | | | | | | | | | | | | | |
| Lewa strona | 1. 52 | 2. 47 | 3. 47 | 4. 59 | 5. 58 | 6. 59 | 7. 46 | 8. 77 | - | - | - | - | - | - |
| Prawa strona | 8. 49 | 7. 43 | 6. 47 | 5. 75 | 4. 65 | 3. 61 | 2. 47 | 1. 77 | - | - | - | - | - | - |
| Różnica | 3 | 4 | 0 | 16 | 7 | 2 | 1 | 0 | | | | | | |

ZDJĘCIA

